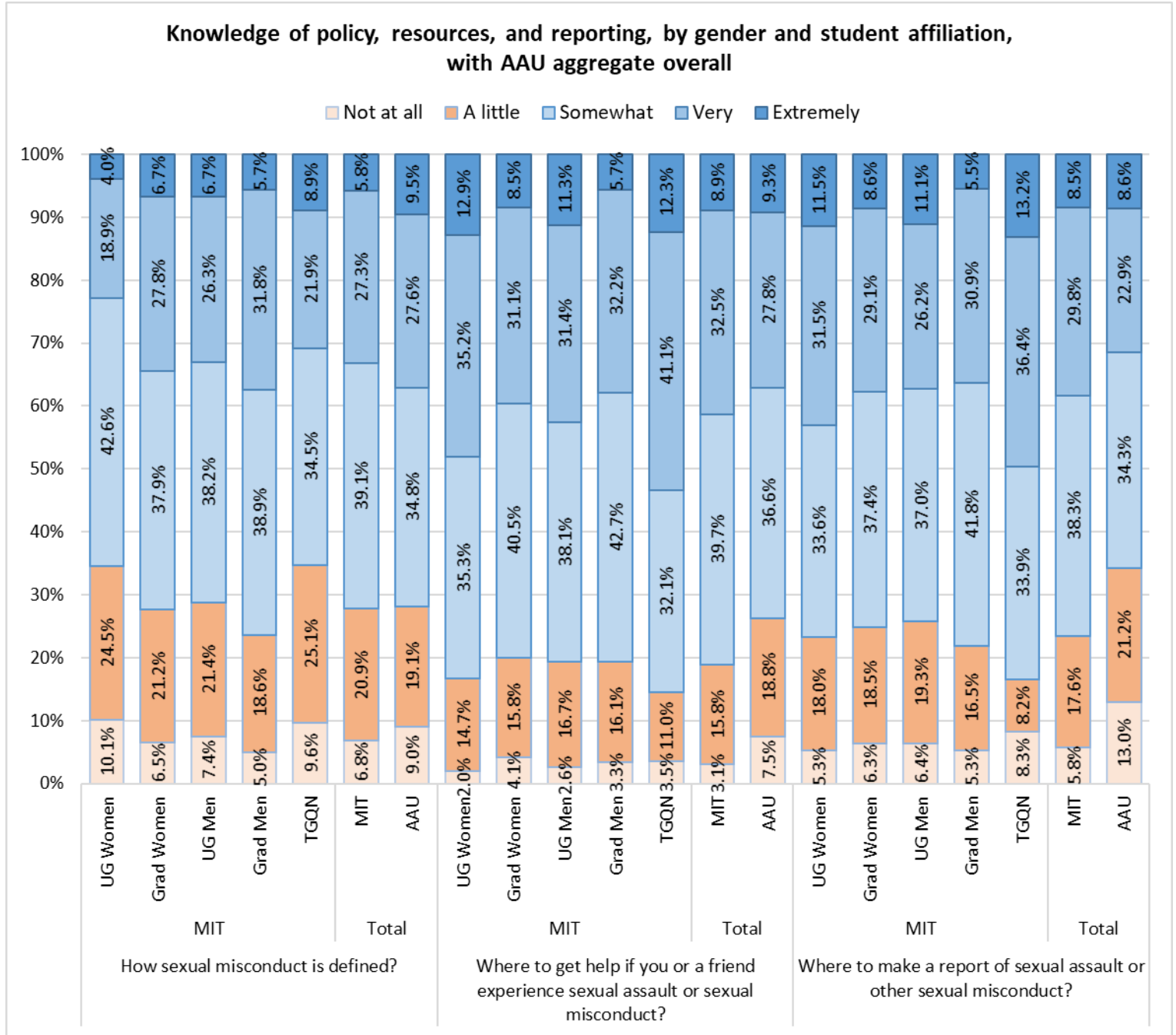


**MIT 2019 AAU Campus Climate Survey on Sexual Misconduct:
Awareness of MIT Resources; Knowledge of MIT's Policies and Procedures;
Contact with Resources and Perception of Program Usefulness and Pressure to File a Complaint**

Knowledge of MIT policies and procedures, where to get help, and where to report

- **How sexual misconduct is defined:** One-third (33.1%) reported they were very or extremely knowledgeable about how sexual assault and other sexual misconduct are defined at MIT; and 72.2% are somewhat to extremely knowledgeable.
- **Where to get help:** Overall, 41.4% indicated they were very or extremely knowledgeable about where to get help at MIT if they or a friend are victims of sexual assault or other misconduct; and 81.1% are somewhat to extremely knowledgeable about where to get help.
- **Where to report sexual misconduct:** Overall, 38.3% reported being very or extremely knowledgeable about where to make a report of sexual assault or other sexual misconduct at MIT; and 76.6% are somewhat to extremely knowledgeable about where to report misconduct.

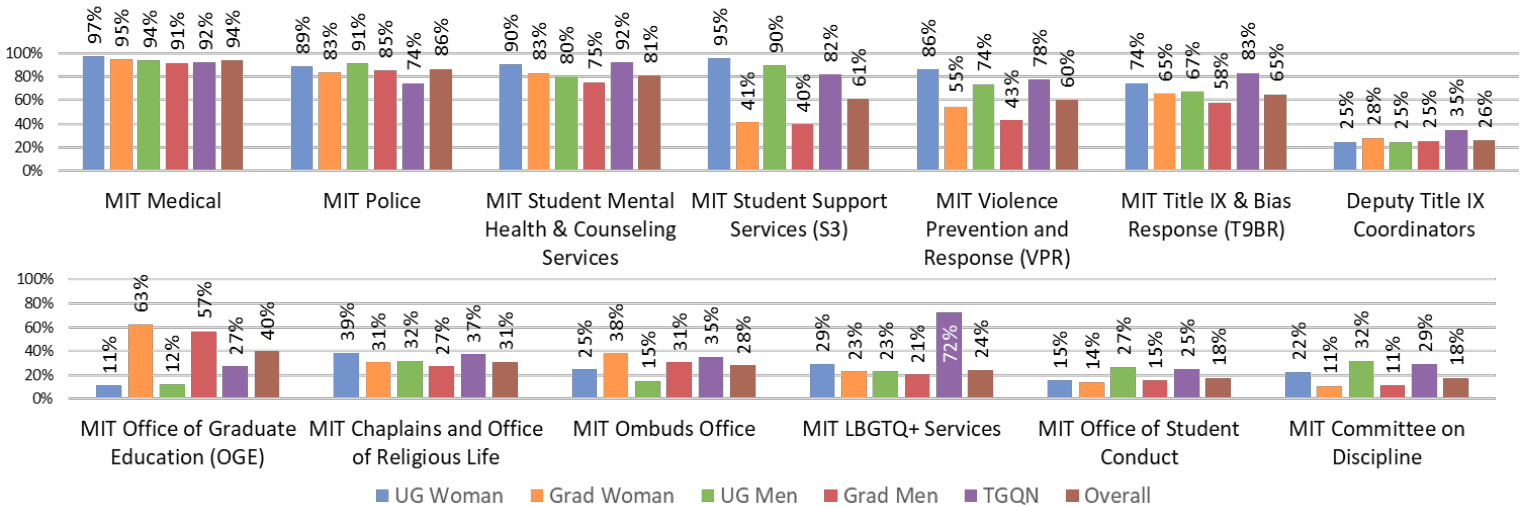


MIT 2019 AAU Campus Climate Survey on Sexual Misconduct: Awareness of MIT Resources; Knowledge of MIT's Policies and Procedures; Contact with Resources and Perception of Program Usefulness and Pressure to File a Complaint

Awareness of MIT services and resources

Students were asked if they were aware of specific services and resources MIT provides for victims of sexual assault or other misconduct. Overall, 1.4 percent were not aware of any of the services and resources presented on the survey. [MIT Table 2.1]

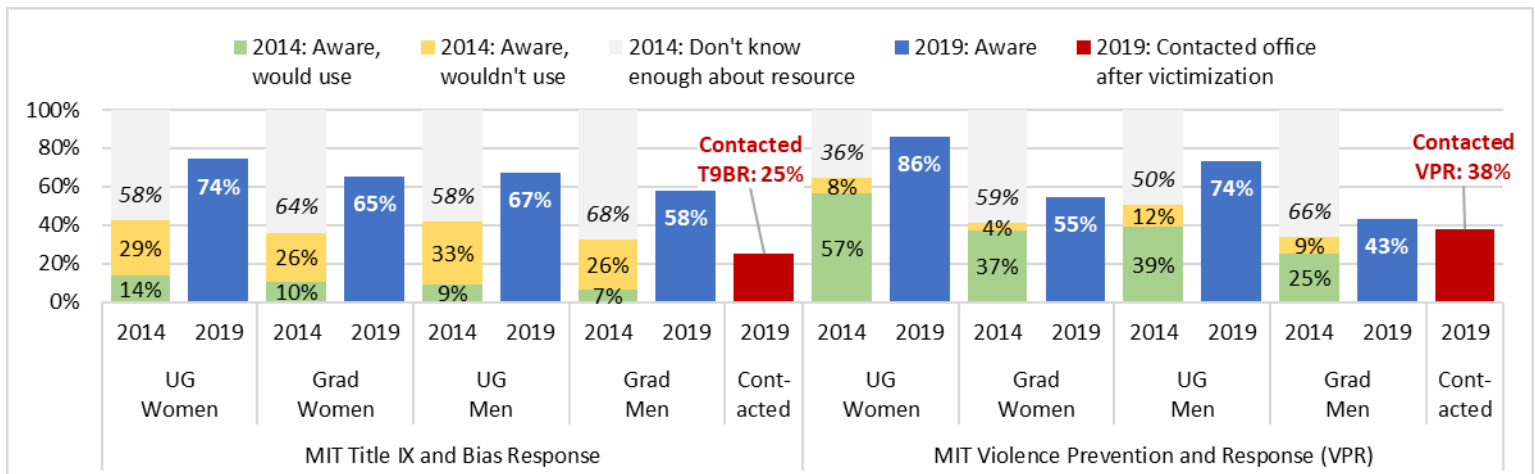
MIT 2019: Are you aware of the following services and resources? (Mark all that apply)



Awareness of and contact with resources in 2014 and 2019

Compared to 2014, awareness of Title IX and Bias Response (T9BR), and Violence Prevention and Response (VPR) has grown.

In 2019, of students who had experienced harassing behavior, intimate partner violence, stalking behavior or any nonconsensual sexual contact, 25% contacted T9BR, 38% contacted VPR, and 15.7% contacted at least one MIT program or resource for assistance.¹ When women experienced penetration involving physical force or inability to consent, 40% contacted a resource. When women experienced sexual touching involving physical force or inability to consent, 22.7% contacted a program or resource. (MIT Table 3.14).



MIT Tables 6.1-6.2; AAU Tables 44-45

¹ AAU Aggregate, Table 44: Percent of Victims of Harassing Behavior, Intimate Partner Violence, Stalking Behavior, or Sexual Contact Involving Physical Force, Inability to Consent or Stop What Was Happening, Coercion, or Without Voluntary Agreement Who Contacted At Least One Program and Program That Was Contacted: 15.0% contacted a program or resource

**MIT 2019 AAU Campus Climate Survey on Sexual Misconduct:
Awareness of MIT Resources; Knowledge of MIT's Policies and Procedures;
Contact with Resources and Perception of Program Usefulness and Pressure to File a Complaint**

Perception of usefulness of MIT resources and pressure to report a complaint

Of those who contacted at least one MIT program or resource for assistance, 43.3% said the program(s) they contacted were very or extremely useful; and 72.0% said they were somewhat to extremely useful. When asked if they felt pressure about reporting a complaint, 8% said they felt pressure to not report a complaint and 4% felt pressure to proceed with reporting a complaint.

